


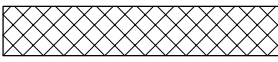

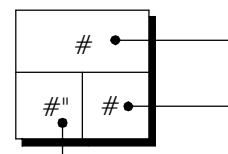
Consultants:

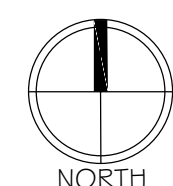
Revisions:
6/12/23 - Intake
8/16/23 - 1st Resubmittal

THE OAKS
Palm Aire Country Club
Pompano Beach, Florida

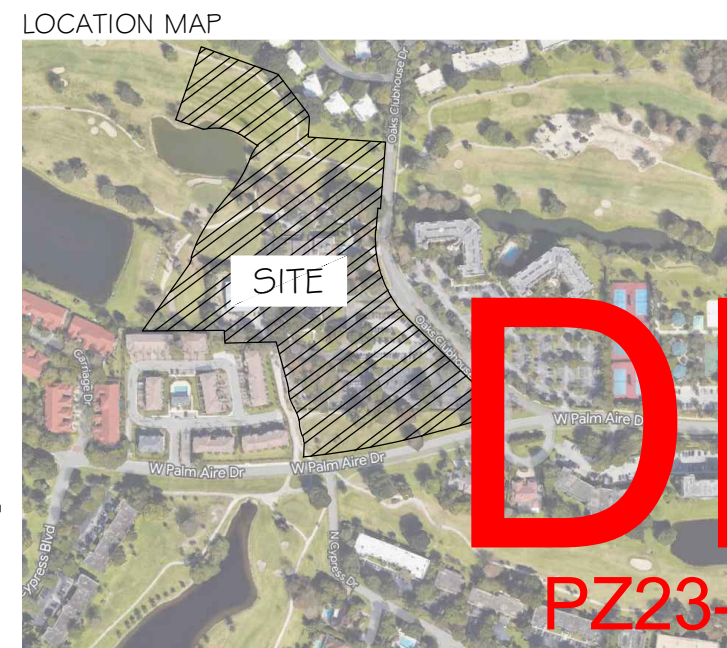
- NOTE:
1. MAIN LINE LOCATION IS SCHEMATIC ONLY.
 2. ALL CONTROL WIRE HAS TO BE IN CONDUIT IN ALL AREAS AND SLEEVED UNDER PAVING AND CONCRETE.
 3. ALL VALVES AND MAINLINE HAS TO BE INSTALLED IN LANDSCAPE AREA.
 4. PROVIDE 100% COVERAGE WITH 100% OVERLAP FOR ALL IRRIGATED AREAS.
 5. CONTRACTOR MUST RECEIVE THE WATER LEVEL AND CONDITION (IRON AND OTHER SUBSTANCES) FROM THE WELL DRILLER OR LAKE PRIOR TO ORDERING THE PUMP STATION AND VERIFYING ALL ITEMS NEEDED WITH THE MANUFACTURER.
 6. IRRIGATION/SPRINKLER SYSTEMS AND RISERS FOR SPRAY HEADS SHALL NOT BE INSTALLED WITHIN 1 FOOT (305 MM) OF THE BUILDING SIDEWALL.
- SLEEVING:
1. ALL MAINLINE, LATERAL LINE PIPING AND CONTROL CONDUIT UNDER PAVING AND CONCRETE SHALL BE INSTALLED IN SEPERATE SLEEVES.
 2. ALL SLEEVES SHALL BE A MINIMUM OF TWICE (2X) THE DIAMETER OF THE PIPE TO BE SLEEVED. NO SLEEVE SHALL BE SMALLER THAN 2"

IRRIGATION SCHEDULE

SYMBOL	DESCRIPTION	QTY	PRECIP	PSI	GPM
	Clubhouse Shrubs	103,026 s.f.	2 in/h	35	2,141
	Shrub Spray Areas	61,965 s.f.	2 in/h	35	1,288
	Sod Rotors	40,465 s.f.	1 in/h	35	420
	Valve Callout				
	Valve Number				
	Valve Flow				
	Valve Size				



0 60' 120'
SCALE: 1" = 60'-0"



Brian Terry
LA 6666978
Digitally signed by Brian Terry
LA 6666978
Date: 2023.08.16 12:33:54 -04'00'

Sunshine811.com
Drawn By: APS/AG
Drawn #: 1272
File Name: LP_1272.dwg
Date: 04/05/2023

OVERALL IRRIGATION PLAN
SHEET # 11.01